 **MADE
IN
GERMANY**

imi-beton
Mat

E

Manual

Installation instructions
Care instructions










Status 31. August 2022

imi
SURFACE DESIGN

Product benefits

- High-quality organic polyurethane carrier made of renewable raw materials like rapeseed oil and chalk
- Authentic feel and original appearance
- 3D surfaces
- No plasticisers, PVC, chlorine, or solvents
- Concrete layer of mineral materials
- „Blauer Engel“ certified
- Absolutely odourless
- Disposal in household waste
- Dimensionally stable – dimensionally stable even at fluctuating temperatures
- B1 certified for fire protection
- Clean with neutral cleaner
- Higher slip resistance possible
- Can be processed with a cutter knife, no machines needed


Product information

	Decor no. Designation	Item no.	Strength in mm	Weight per sqm	Size in mm	Wall / ceiling	Floor
	224 imi-beton mat vintage (sharp-edged)	MVG 1003	approx. 3	approx. 5,4 kg	2.600 x 1.000	•	
	224 imi-beton mat vintage (4-sided chamfer)	MVG 1073	approx. 3	approx. 5,4 kg	2.600 x 1.000	•	•
	224 imi-beton mat vintage (4-sided chamfer)	MVG 1273	approx. 3	approx. 5,4 kg	1.000 x 500	•	•
	224 imi-beton mat vintage (sharp-edged)	MVG 1503	approx. 3	approx. 5,4 kg	2.600 x 500	•	
	224 imi-beton mat vintage (4-sided chamfer)	MVG 1573	approx. 3	approx. 5,4 kg	2.600 x 500	•	•
	226 imi-beton mat vintage anthracite (sharp-edged)	MVG 2003	approx. 3	approx. 5,4 kg	2.600 x 1.000	•	
	329 imi-rust mat (sharp-edged)	MRG 1003	approx. 3	approx. 5,4 kg	2.600 x 1.000	•	
	341 imi-rust precious rust mat (sharp-edged)	MER 1003	approx. 3	approx. 5,8 kg	2.600 x 1.000	•	•
	621 imi-asphalt mat (sharp-edged)	MA 1003	approx. 3	approx. 5,8 kg	2.600 x 1.000	•	•
	1053 imi-sandstone mat (sharp-edged)	MS 4003	approx. 3	approx. 5,4 kg	2.600 x 1.000	•	
	1053 imi-sandstone mat (sharp-edged)	MS 4203	approx. 3	approx. 5,4 kg	1.000 x 500	•	
	1053 imi-sandstone mat (sharp-edged)	MS 4503	approx. 3	approx. 5,4 kg	2.600 x 500	•	
	1260 imi-marble mat bianco (sharp-edged)	MMW 1003	approx. 3	approx. 5,4 kg	2.600 x 1.000	•	
	1260 imi-marble mat bianco (4-sided chamfer)	MMW 1073	approx. 3	approx. 5,4 kg	2.600 x 1.000	•	•
	1260 imi-marble mat bianco (4-sided chamfer)	MMW 1273	approx. 3	approx. 5,4 kg	1.000 x 500	•	•
	1260 imi-marble mat bianco (sharp-edged)	MMW 1503	approx. 3	approx. 5,4 kg	2.600 x 500	•	
	1260 imi-marble mat bianco (4-sided chamfer)	MMW 1573	approx. 3	approx. 5,4 kg	2.600 x 500	•	•
	1261 imi-marble mat nero (sharp-edged)	MMS 1003	approx. 3	approx. 5,4 kg	2.600 x 1.000	•	
	1261 imi-marble mat nero (4-sided chamfer)	MMS 1073	approx. 3	approx. 5,4 kg	2.600 x 1.000	•	•
	1261 imi-marble mat nero (4-sided chamfer)	MMS 1273	approx. 3	approx. 5,4 kg	1.000 x 500	•	•
	1261 imi-marble mat nero (sharp-edged)	MMS 1503	approx. 3	approx. 5,4 kg	2.600 x 500	•	
	1261 imi-marble mat nero (4-sided chamfer)	MMS 1573	approx. 3	approx. 5,4 kg	2.600 x 500	•	•
	1256 imi-limestone mat cream (sharp-edged)	MKS 1003	approx. 3	approx. 5,4 kg	2.600 x 1.000	•	
	1256 imi-limestone mat cream (4-sided chamfer)	MKS 1073	approx. 3	approx. 5,4 kg	2.600 x 1.000	•	•
	1256 imi-limestone mat cream (4-sided chamfer)	MKS 1273	approx. 3	approx. 5,4 kg	1.000 x 500	•	•
	1256 imi-limestone mat cream (sharp-edged)	MKS 1503	approx. 3	approx. 5,4 kg	2.600 x 500	•	
	1256 imi-limestone mat cream (4-sided chamfer)	MKS 1573	approx. 3	approx. 5,4 kg	2.600 x 500	•	•

*Other designs are available on request.

Technical Data

Classification according to EN 16776:2016 (resilient floorings)

















1. Protective coating
2. Mineral **imi**-coating in different designs
3. Organic PU carrier



www.blauer-engel.de/uz120

Classifications

	Service class 23 EN ISO 10874	Heavily used private floor area
	Service class 34* EN ISO 10874	Very heavily used commercial floor area
	Service class 43* EN ISO 10874	Heavily used industrial areas
	Fire class EN 13501-1	C-s1, d0 (comparable with B1 of DIN 4102-2)
	Slip resistance level DIN 51130	R9
	Light fastness (test method 2) EN ISO 105-B02	Blue scale ≥ 6 Grey scale ≥ 4
	Residual impression EN ISO 24343-1	~ 0,03
	Sliding resistance/sliding friction coefficient μ EN 13893	0,42
	Furniture foot test EN ISO 16581:2019	Stamp type - type 2
	Chair castor aptitude EN 425	25.000 revolutions No damage with roller type W
	Thermal resistance ISO 8302	~ 0,01 (m ² k)/W
	Impact sound reduction EN ISO 10140	~ 4db
	Dimensional stability EN ISO 23999	~ 0,02 %
	Underfloor heating	Suitable for all conventional hot water underfloor heating and controlled electrical systems up to surface temperatures of 27 °C.

*Notice: Can be installed in service classes 34 and 43, but only after consultation with the application engineering department of **imi**.

Important general information:

Ensure that the delivered product is in perfect condition before processing. Complaints about products that have been cut or installed cannot be accepted. The relevant national standards and guidelines, technical references and the recognised rules of technology apply for installation of the **imi**-beton mat.

The following guidelines must be observed for installation of floorings in Germany:

- VOB Part C, DIN 18365 Flooring work,
- Minimum requirements for screeds DIN 18560 technical rules,
- BEB leaflet: "Assessing and preparing substrates, laying resilient and textile coverings",
- DIN 18202 "Tolerances in building construction",
- Sanitary – Heating – Air Conditioning ZV leaflet: "Interface coordination for heated floor constructions".

Installation instructions

Acclimatisation:

The **imi**-beton mat and installation materials should be acclimatised in the installation room under the following conditions for at least 24 hours before installation!

Indoor climate conditions:

- Air temperature in the room > 18 °C (but no more than 26 °C) • Floor temperature > 15 °C (no more than 22 °C)
- Relative humidity < 65%

Constant indoor climate conditions must be ensured during acclimatisation and the setting phase of the adhesive. The above indoor climate must be maintained for at least 72 hours before, during, and after installation of the covering.

Requirements to the substrate:

- Sufficient strength, load-bearing capacity, dimensional stability, and long-term dryness, free from adhesion-reducing layers such as dust, dirt, oil, grease, and loose particles.
- Old coverings must be firmly in place, thoroughly cleaned, sanded and, if necessary, provided with a plasticiser barrier.
- In the wall area, highly absorbent substrates should be precoated with a deep primer and should be flat.

Installation:

When used as a wall covering, the imi-beton mat should always be bonded on the entire surface. We recommend using low-emission and solvent-free dispersion adhesives for absorbent substrates; wet-bed adhesives are to be preferred to pressure-sensitive adhesives. The application quantity may vary depending on the adhesive type and formulation and is specified by the adhesive manufacturer or specified TKB serration. The processing guidelines of the adhesive manufacturers must be observed.

Notice: The customer can produce a bevel for external wall corners. That bevel can be treated with our mat edge cover paints (see p. 5). Ensure good adhesive wetting of the flooring backing in order to achieve an ideal installation and usage result. Do not use any more adhesive than necessary to avoid adhesive squeezing. Test bonding may be useful. For an overview of suitable adhesives, see our adhesive recommendation at: www.imi-beton.com/service/downloads. Please observe the adhesive recommendations of the manufacturer.

When used as flooring, the imi-beton mat can be bonded on the entire surface or laid as floating flooring in combination with our impact sound insulation mat (art. 5550). The impact sound insulation mat has an adhesive film on its upper side. Another option is direct bonding to the floor using an optional, factory-applied self-adhesive coating on the back of the **imi-beton mat**. We recommend installation of our **imi-beton mat** with bevel to compensate for uneven floors.

Always observe:

The **imi-beton mat** must be placed in the adhesive bed after the appropriate flash-off time, with tight joints and stress-free, and then pressed down on the entire surface with a suitable friction device. A hand pressure roller or a grinding board is recommended for this.

When used as flooring: We recommend that the flooring be rolled evenly with a heavy section roller (min. 50 kg) after bonding within the laying time specified by the manufacturer.

Subsequent sealing of the **imi-beton mat** is generally possible. Additional sealing by the customer is necessary after the **imi-beton mat** has been laid for commercial use as a flooring. We recommend a 2-component PUR coating for this. Please observe the processing guidelines of the respective manufacturer.

See page 7 and our website at www.imi-concrete.com/service/downloads for a coating recommendation.

Installed surfaces should not be put into operation/stressed until the adhesive has set entirely (observe the adhesive manufacturer's instructions). Please note that the contractor must maintain (protect the surface from damage by subsequent trades) completed works not yet accepted. The maintenance obligation for the accepted areas passes to the client upon partial acceptance.

Please observe for the article mat **sharp-edged**: We recommend to slightly break (deburr, using sandpaper with a grain size of approx. 150) the edges on the design side.

These notices are not comprehensive. Since the processing and application conditions are beyond our control and there is a large number of different material constellations in terms of substrate and adhesive, we recommend that you observe the technical data sheets of the respective adhesive manufacturers and carry out your own bonding tests. No liability for specific application results can be derived from the information and notices in this leaflet. Please email support@imi-concrete.com, or visit us on the Internet at www.imi-concrete.com if you have for application-related questions, further information or advice on individual installation

Care instructions

Cleaning:

The **imi**-beton mat is cleaned at need in daily or longer intervals. Loose dirt can be removed by sweeping, vacuuming, or damp mopping. A neutral cleaner is added to the wiping water in case of more severe soiling.

Stain removal:

All stain-forming and aggressive substances must be removed from the **imi**-beton mat immediately. A material compatibility test must be performed on an inconspicuous area or on an unbonded covering sample before treating stains with cleaning agents or stain removers. The instructions and provisions of the cleaning agent manufacturers must be observed.

General notices:

Chair, table, and furniture feet must be protected with suitable protective glides or pads.

Light-coloured, migration-free furniture glides should be used wherever possible as a preventive measure. Use only suitable chair and furniture castors in accordance with DIN EN 12529 (type "W"- soft). Chair castors and chair and furniture glides must be maintained regularly. Support surfaces of chair and furniture glides must lie flat and be rounded at the edges. Metal glides can corrode in conjunction with moisture and cause stains. Terracotta or clay flowerpots/boxes may cause discolouration on resilient flooring. Please use suitable supports for this purpose.

High point loads with a small contact surface, e.g. stiletto heels or high heels, can cause irreversible indentations or damage to elastic floorings. Use suitable and sufficiently dimensioned supports for load distribution if necessary.

The slip resistance and stepping safety of flooring is significantly influenced by the dirt ingress, the cleaning frequency, and the cleaning/care products used. Please use only coordinated cleaning/care products from one manufacturer. Abrasive powders, sanitary cleaners, acids, or strong solvents may damage the surface of the covering or furnishings.

Stained wound and skin disinfectants as well as hair dye or, e.g., bleaching agents containing peroxide can cause irreversible discolouration. A resistance test should first be performed on an inconspicuous area of the covering or on a piece of covering that is not installed if you are uncertain about the use of chemical, colouring substances, or foods.

Disposal:

Private disposal: Like coated furniture parts; possible with normal household waste/bulk waste.

Commercial waste disposal: Waste code number AVV 170203.

This information has been compiled with great care and to the best of our knowledge. The information is based on practical experience, test results, the results of our own tests, and the state of the art. We accept no liability for printing errors, standard errors, and other errors.

The user is not released from verifying that the materials are suitable for the intended purpose. Technical data are subject to change without notice. The main component of mineral imi coatings is organic. This means that colour differences between different batches cannot be ruled out entirely. Samples of these materials show only the general appearance and can never combine the properties of colour, texture, structure, and joints. Differences of any kind, as well as air inclusions, are natural and not any reason for complaint. Minor warping, as well as slight offsets in the joint area and low joint formation, cannot be completely ruled out.

Technical data

Product description:

The **imi**-beton mat is an organic mat made of polyurethane with a design surface in authentic-looking designs such as concrete, rust, and asphalt. The **imi**-beton mat is made mostly of vegetable oils, such as rapeseed or castor oil, and natural mineral components, such as chalk. As a result, the **imi**-beton mat consists mostly of renewable raw materials and natural fillers - without any PVC, plasticisers, or solvents. This makes it low in harmful substances!

Usage options:

The **imi**-beton mat can be used for walls, floors, and ceilings. Due to its flexibility, the mat is also suitable for interior finishing, furniture fronts, store and trade fair construction, and many other uses.

Accessories

Art. No.	Product	Figure	Art. No.	Product	Figure
5789	Ovalit S - Metylan 1-component wall adhesive		5050	Edge set grey for designs 224, 949, 950, 951	
5794	Durocoll - Schönox 1-component floor adhesive		-	Matte opaque paints for various designs	
5510	Remmers Aqua coating package, components A + B, 5,50 kg (approx. 50 m ²)		5600	Aluminium ramp profile, perforated 2,500 mm length	
5550	Impact sound insulation mat 6.500 x 1.000 mm		5610	Aluminium end profile (order in two parts together with art. 5580), perforated 2,500 mm length	
5560	Aluminium slide-in profile, perforated 2.500 mm length		5620	Bonding strip plastic, 2,500 mm length	
5570	Aluminium stair edge with insertion, perforated 2,500 mm length		5630	Transfer profile 48 x 4 mm 2,500 mm length	
5580	Aluminium base profile, unperforated 2,500 mm length		5670	Aluminium stair edge, perforated 2,500 mm length	

Adhesive recommendations

System adhesives:



<https://www.ardex.de/Klebstoffempfehlungen>



<https://www.imi-beton.com/Klebstoffempfehlung.pdf>



<https://mapei.com/klebstoffempfehlungen>

Adhesive recommendations::

The following wet adhesives are suitable for laying the **imi-beton mat** are approved by the respective manufacturers:

Wall:

- Ovalit S und Ovalit P – Metylan
- High-Tack – WULFF (Blauer Engel)
- Emiclassic und Durocol – Schönnox
- KE 2000 S – Uzin Utz AG (Blauer Engel)
- D 3318 MultiFlex – WAKOL (Blauer Engel)
- D 3360 VersaTack – WAKOL
- MS 550 PVC- und Gummiklebstoff – WAKOL
- Bostik's Best – Bostik
- Ardaflex Multi – Bostik
- KE 68T – Uzin

Floor:

- Durocoll – Schönnox
- Supra-Strong – WULFF (Blauer Engel)
- Multi-Strong – WULFF (Blauer Engel)
- KE 2000 S – Uzin Utz AG (Blauer Engel)
- D 3318 MultiFlex – WAKOL (Blauer Engel)
- D 3360 VersaTack – WAKOL
- MS 550 PVC- und Gummiklebstoff – WAKOL
- Bostik's Best – Bostik
- Elastostik Xtrem – Bostik
- Ardaflex Multi – Bostik
- KE 68 – Uzin

For installation of **imi-beton mat** in the bathroom area, see www.imi-beton.com/datenblaetter/. We recommend the MAPEI system for installation in wet rooms.

Coating recommendations

Product description:

Measure:	Finish coating with Aqua 2DS-450/10 at the construction site	Component:	IMI concrete flooring
Polish:	Sand the surface using a sanding pad (green) and then remove dust. The substrate must be load-bearing and dry as well as free of grease, wax, dirt, and dust.		
Product:	Aqua 2DS-450/10 + 10% Aqua H-480 + 4% structuring agent SM- 820/M + 10% water. Application		
type:	Rollers with velour roller 3-4 mm		
Consumption:	80-100 g/m ²		
Drying:	Min. 8 hours at 20 °C		

Please note that this performance/execution description does not claim to be complete. This matter requires a detailed examination of the actual object. As a result, no liability can be assumed. If new, previously unknown circumstances arise during the execution of the work, these must be taken into account.

The compatibility, adhesion, and shade with the substrate must be checked by setting up test areas. Please see the technical leaflets, also available online at www.remmers.com for download, for information on the processing of our products.

www. **imi**-beton.com

imi is a brand of

H. Schubert GmbH
Bilk 73
48493 Wettringen

Tel.: +49 (0) 25 57 - 93 77 40
Fax: +49 (0) 25 57 - 93 77 49

info@imi-beton.com
www.imi-beton.com

Differences between the shown surfaces and the original materials are possible and are due to printing. Our products have colour tolerances related to the production processes with natural products. Differences of any kind such as air inclusions, surface irregularities or shiny spots are natural and no reason for complaint.